

Hall-Effect DC Current Sensor 100 Through 300 Amps

“Electronic Shunt” Battery Current Sensor Supports Standard 50 Millivolt Ammeters.



The DCS30 Series is a family of highly accurate electronic sensors for measuring dc current, and are available in maximum capacities of 100, 150, 200 and 300 amps. The current sensor consists of a Hall-effect based sensor unit with an electronic interface circuit that operates conventional 50 or 100 millivolt ammeter meter movements. The non-intrusive design allows the sensors to be installed without the need to cut and re-terminate the high current dc cables as required with the installation of mechanical meter shunts. Also, the DCS30 sensors occupies less space, do not generate heat, and have no exposed electrical potentials as with mechanical meter shunts.

The sensor's opening is 1.23 inches, which will accommodate typical battery cables. It utilizes a four-pin Packard Metri-Pak 150 sealed connector.

The DCS30 sensors are designed to operate with standard 50 or 100 millivolt ammeters with internal resistance of 20 ohms or greater. They requires a power source of +12 volts @ 8.1 milliamps. The DCS30 measure bi-directional current (e.g., -100 to +100 amps).

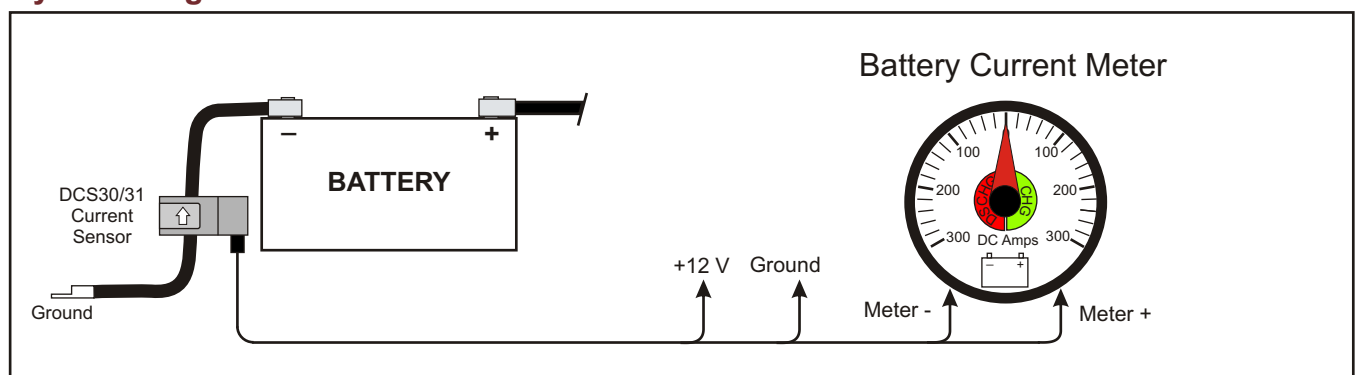
Key Features

- *Electronic Hall-Effect Sensor Design* - Eliminates the need for heat-producing mechanical shunts.
- *Sealed Construction* - No exposed electrical potentials as in mechanical meter shunts.
- *Non-Intrusive* - No need to cut and re-crimp battery cables.
- *Operates Common Ammeters* - Industry standard 50 millivolts meter movements.
- *Fits Most Vehicle and Marine Applications* - Available in 100 through 300 Amp Capacities.
- *Weather Resistant Connector* - Allows use in severe environments.

DC Current Sensor Models

Model	Current Range	Sensor Output
DCS30-100-1	± 100 Amps	± 50 Millivolts
DCS30-150-1	± 150 Amps	± 50 Millivolts
DCS30-200-1	± 200 Amps	± 50 Millivolts
DCS30-300-1	± 300 Amps	± 50 Millivolts

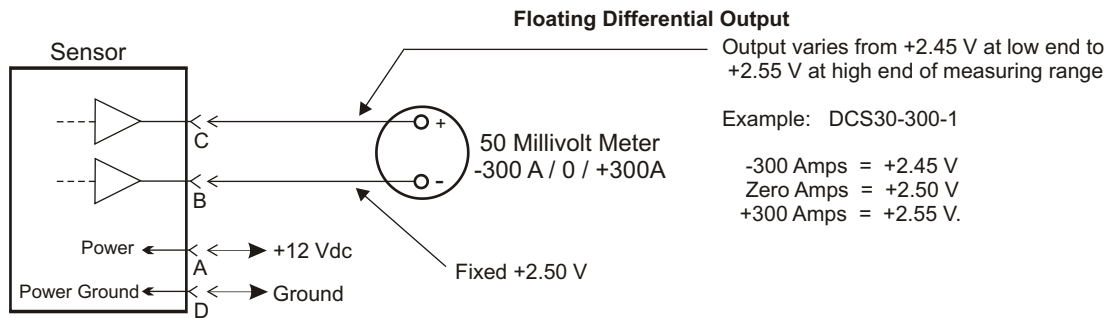
System Diagram



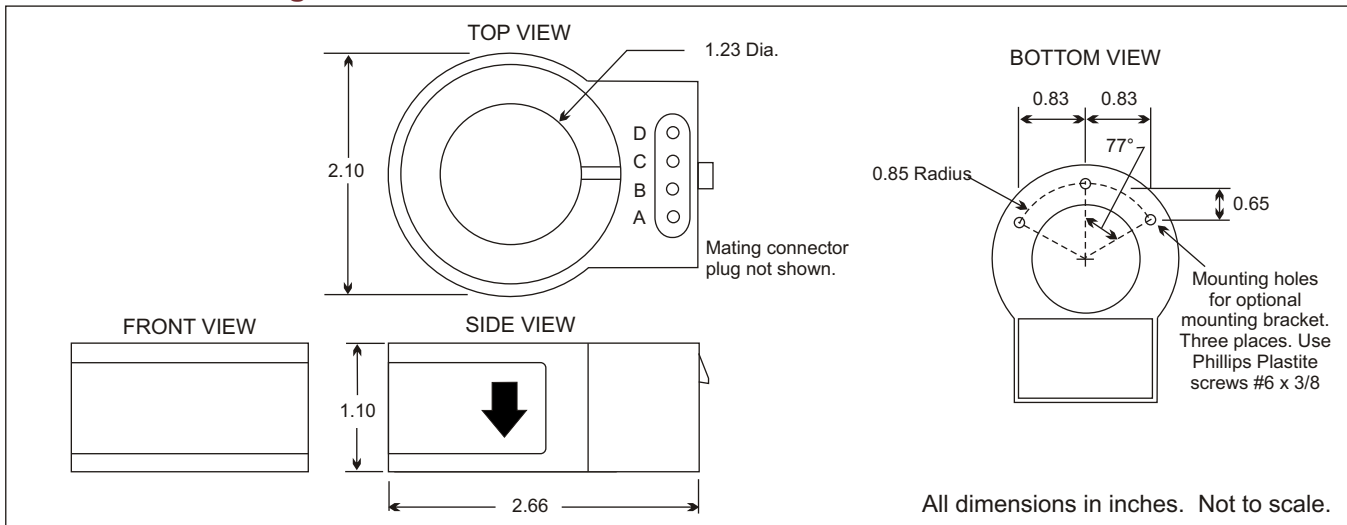
DCS30 Series Hall-Effect DC Current Sensor

Specifications

Sensor Type:	Open loop Hall-effect		
Linearity:	1.5%		
Supply Voltage Range:	+7 to + 20 Vdc		
Current Consumption:	8.1 milliamps maximum		
Output to Meter:	Models DCS30-XXX-1 ±50 millivolts		
	Note - Meter internal resistance must be 20 ohms or greater.		
Operating Temperature:	-40° C to +125° C		
Storage Temperature:	-40° C to +125° C		
Aperture Size:	1.23 inches		
Weight:	0.30 lbs		
Connector System:	Packard Sealed Metri-Pak 150. Note - Mating plug not supplied with sensor. (See InPower Technical Bulletin TB-31 for details and purchasing source).		
Connector Interface:	Pin A + Vdc Supply	Pin C Output to Meter (+)	
Sensor Wiring:	Pin B Output to Meter (-)	Pin D Ground	



Mechanical Drawing



InPOWER LLC

3555 Africa Road
Galena, Ohio 43021
Tel 740-548-0965
Fax 740-548-2302

www.InPowerDirect.com

Offered by:

PDS-76C 012309

© Copyright 2009 InPOWER LLC

Specifications subject to change without notice.